


Name _____

Letter "Aa"


Cut out "A's" from old magazines or newspapers.
Glue them inside the large letter "A."



C

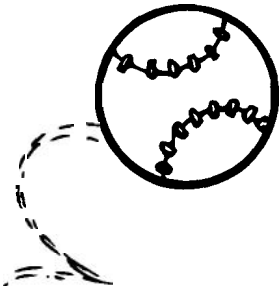
Carpet Squares

Carpet squares are a valuable piece of equipment for any early childhood program. They can be used for a variety of games and activities—matching textures and colors, for sitting on, etc. Let the children use the carpet squares as "scooters" on non-carpeted floors. They slide easily!



Call Ball

Have the children stand in a circle with one child in the middle. The child in the middle of the circle tosses the ball high above her/his head while calling the name of another child. The child whose name is called tries to catch the ball before it hits the ground. (It could also be allowed to bounce once or twice before being caught.) The child who catches the ball becomes the next child to toss the ball in the center of the circle.



Cattails

Collect milkweed seed pods and cattails. Take the children outside on a windy day, and let them chase seeds from the milkweeds and cattails as they fly in the wind. This is a nice way for the children to learn that not all seeds are planted in the ground by people.




Candlestick and Jack Be Nimble

On the following page is a reproducible pattern for a candlestick. Follow the directions and make this stand-up candlestick out of tagboard. Teach the children the rhyme and let them dramatize "Jack be nimble. Jack be quick. Jack jump over the candlestick."



Crawl Through a Tunnel


All young children enjoy the gross motor skill of crawling. Crawling is especially fun when one has something through which to crawl. Provide the children with things through which to crawl, such as open-ended large boxes or barrels, or use sheets or blankets to cover tables and chairs.



Caboose Dodge

The children form a large circle. Four children form a train inside the circle. The last child in the train line is the "caboose." The children in the circle quickly pass and toss a ball. They must avoid hitting the train. The front child or engine is very important. He/she always tries to face the ball being thrown. If the caboose is hit, four new children enter the circle and become a new train.

Keys to Count



Reproduce this page at least five times. (You will have twenty-five keys when you are finished.) Copy on construction paper and then laminate for durability. Notice that each key has a different number of teeth. Have the children match the sets of keys according to the number of teeth on each key.

Family Tea Invitation

You are invited to a Family Tea
at my school on _____.

We will be serving a treat and
performing several songs for you.
Please let my teacher know if
you can come.

RSVP: _____



Name Badge-I Belong To:

