

---

# Ready, Set, Go Picture-Letter Cards

---

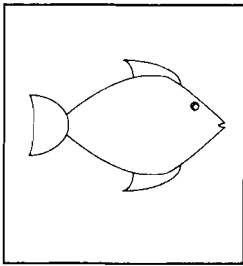
Supplementary Materials for *Get Ready for The Code-A*,  
*Get Set for The Code-B*, and *Go for The Code-C*

---

Nancy Hall

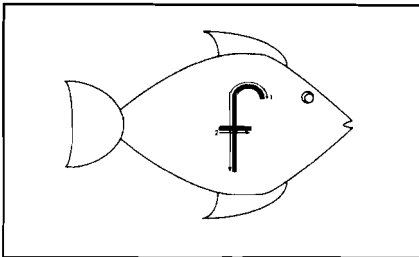
---

This package consists of twenty 8½ x 11 sheets to make sixty cards for reinforcement drills and games to help students learn the sound/symbol relationships of the initial consonants.




## Picture cards to sharpen auditory perception

The student selects a picture that begins with the same sound as the sound or the word said by the teacher. (The teacher says /f/ or “fish” and the student finds the picture of the fish.) The teacher controls the size of the picture pack (adding new cards only as the sounds are mastered), and thus controls the degree of difficulty of the game. It is important for the child to be successful.



## Picture cards with the letter superimposed

With these cards the student also finds the card with the letter/picture that begins with the sound the teacher says. Students can trace and retrace the letter as well while learning how to form it. (Again, the teacher controls the size of the pack and, therefore, the degree of difficulty of the game.)



## Letter cards to sharpen visual perception

At the simplest level the student matches a letter with the corresponding letter-picture card. On a more advanced level the student holds up the letter when the teacher says its corresponding sound or a word beginning with the letter. A third use is to have a student or teacher show a picture card while the other students find the letter the picture's name starts with.