














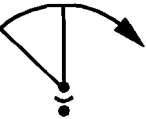
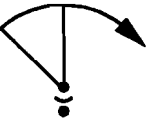
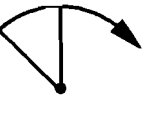
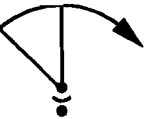
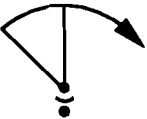







Color or mark the one that is different.

Trace the letter c with your finger. This letter has the sound you hear at the beginning of  . Say the sound.



Capital letters are used
to begin sentences and names.
A capital c looks like this: C.
Capital letters are two spaces tall.

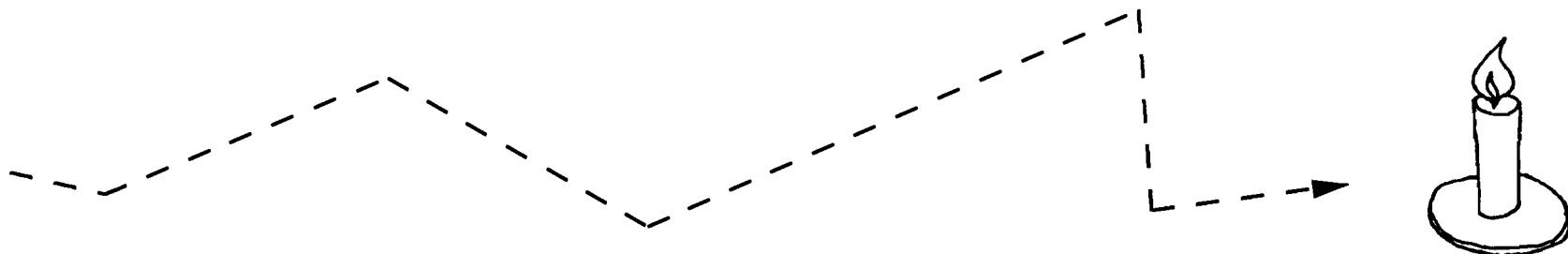
Cc

Follow the lines from the c to the picture whose name begins with the /k/ sound.

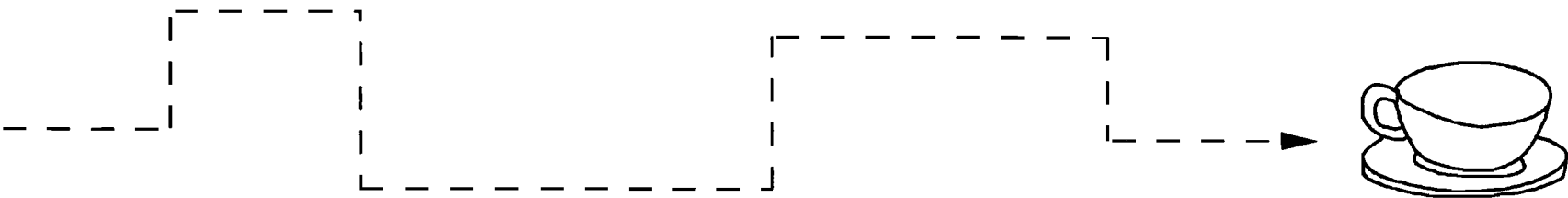
C




C



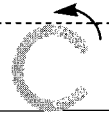
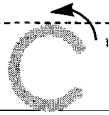
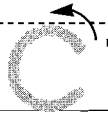
C



C



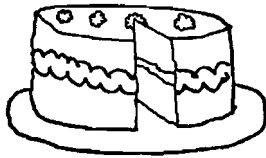

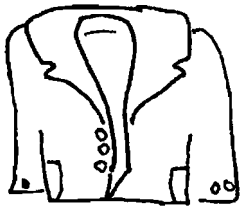
Trace the letters.




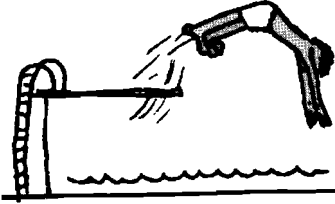




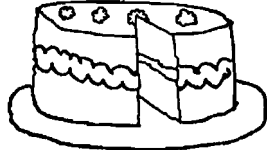






Copy the letter.



“X” each picture whose name begins with c. Write c below those pictures.



c usually says /k/ as in  . On each line color the picture whose name begins with the sound /k/.

c			
c			
c			
c			
C	