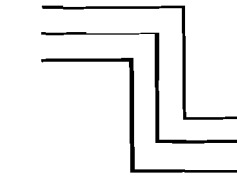
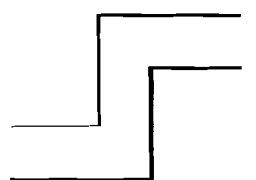
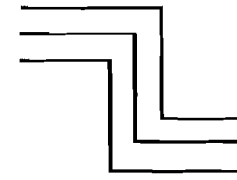
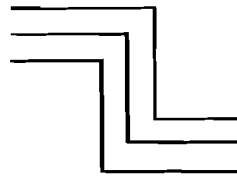
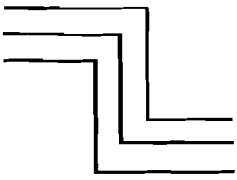
















Color or mark the one that is different.




p


p

p

p

d

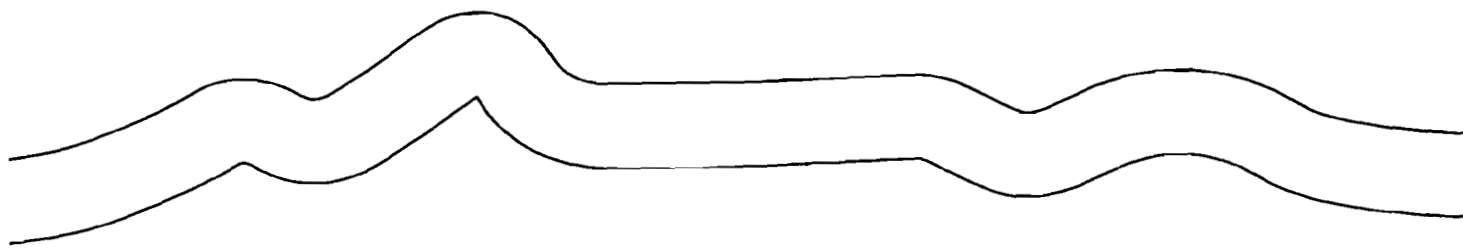
Trace the letter **p** with your finger. This letter has the sound you hear at the beginning of  . Say the sound.




Capital letters are used
to begin sentences and names.
A capital **p** looks like this: **P**.
Capital letters are two spaces tall.

Put your pencil on p. Follow the path to the picture. Say the sound. Try not to cross any lines.

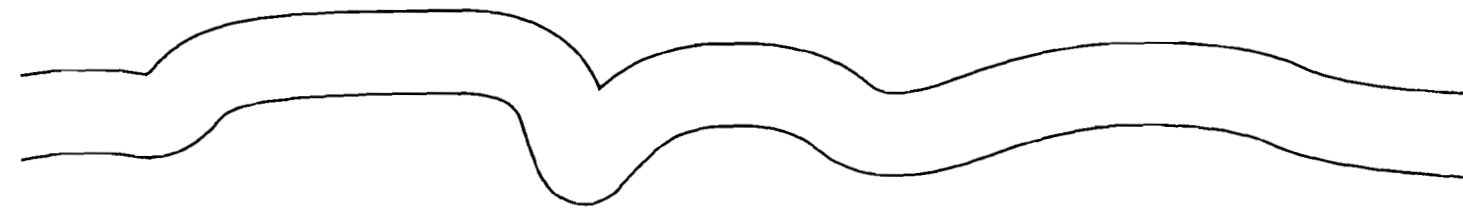
p



p



p



P



Look carefully at the letter in the box. Circle the letters that match it.


p m p k b p

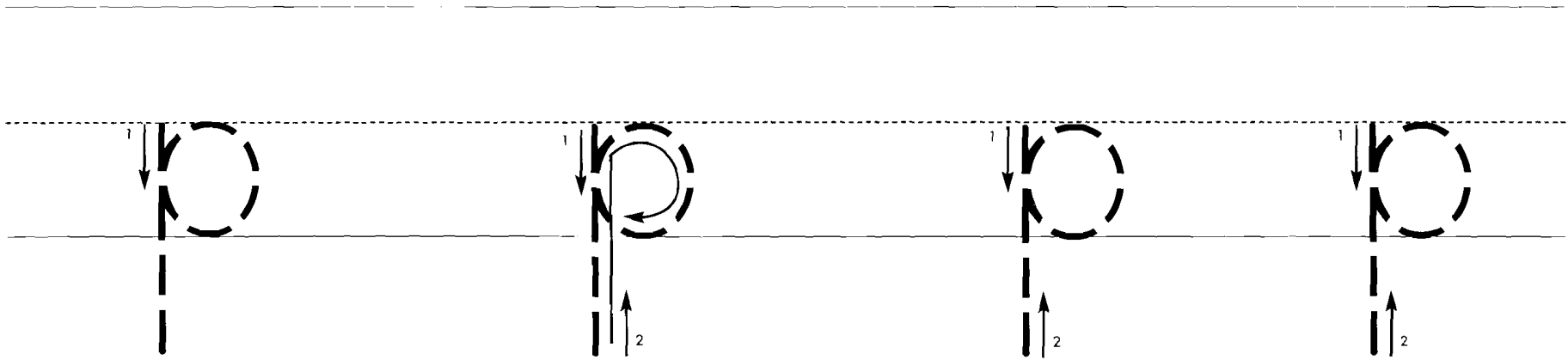
k k b k r k

p p r m p p

r p r k r m

P B P P F P

Follow the arrows to write the letter p, which says /p/ as in  . Say the sound aloud.



Notice that p hangs below the line. Trace the letters.

