














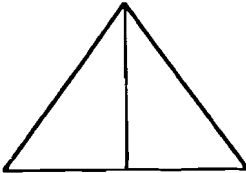
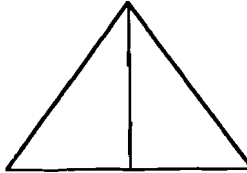
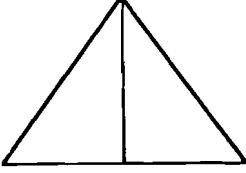
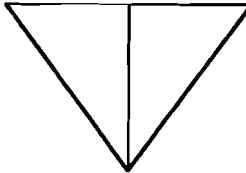
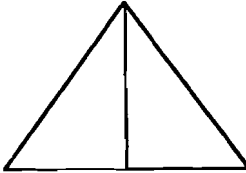

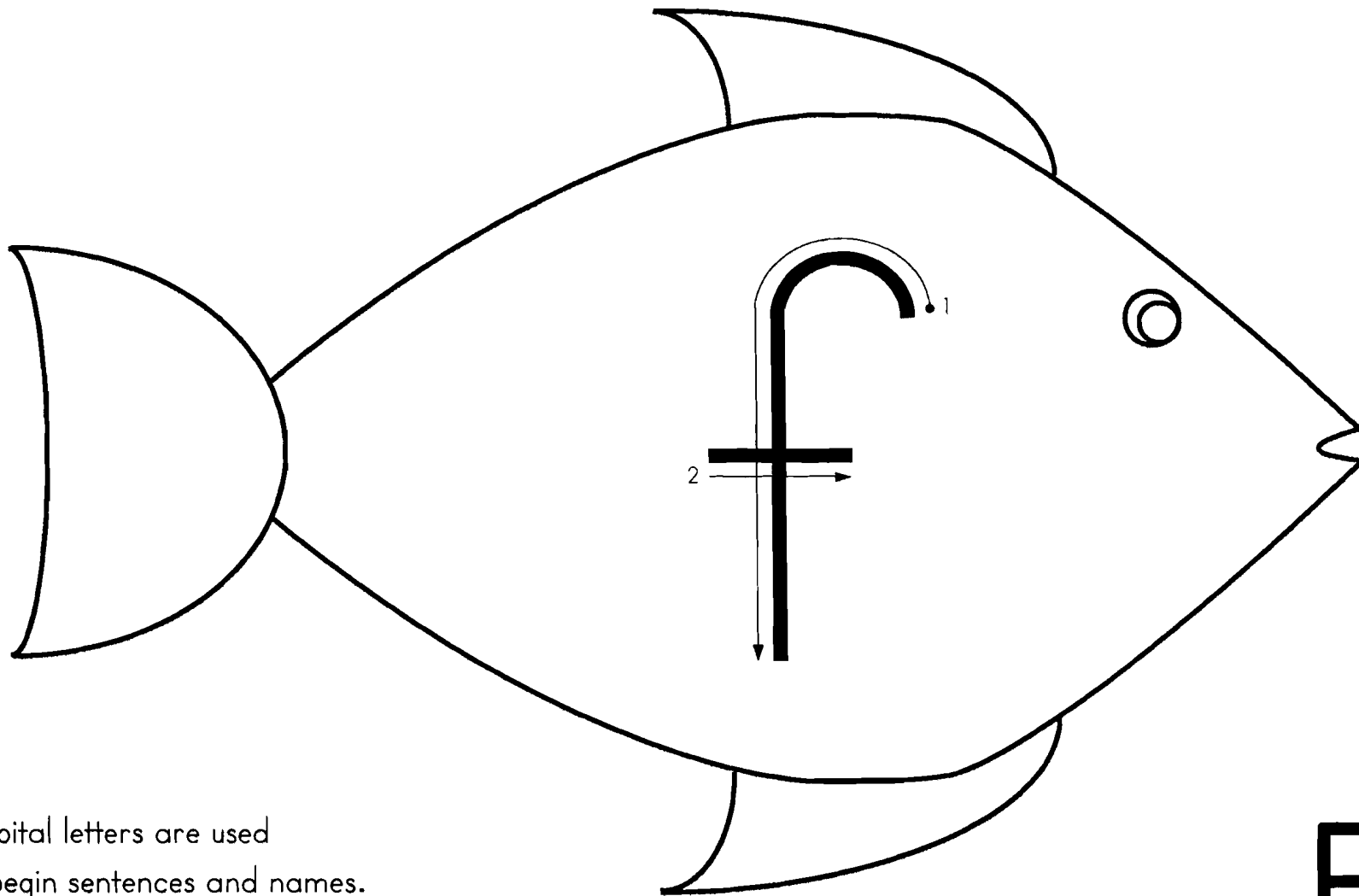


Color or mark the one that is different.

				
				
				
				
f	f	+	f	f

Trace the letter f with your finger. This letter has the sound you hear at the beginning of . Say the sound.



Capital letters are used to begin sentences and names. A capital f looks like this: F.



Ff

Follow the path from the **f** to the picture whose name begins with /f/. Say the sound. Try not to cross any lines.

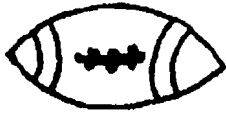

f




f



f



F



Look carefully at the letter in the box. Circle the letters that match it.


f	s	f	b	f	f
---	---	---	---	---	---

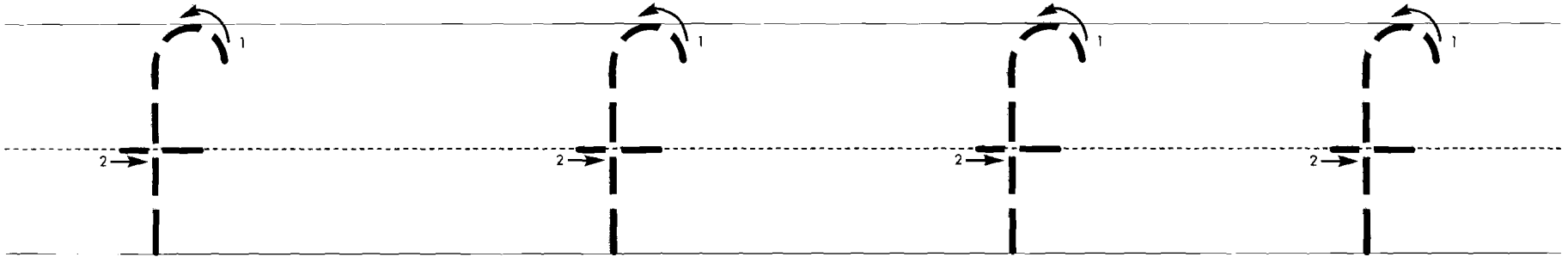
f	b	h	f	t	f
---	---	---	---	---	---

f	i	f	l	f	h
---	---	---	---	---	---

f	f	k	t	l	f
---	---	---	---	---	---

F	L	F	K	F	H
---	---	---	---	---	---

Follow the arrows to write the letter f, which says /f/ as in  . Say the sound aloud.



Notice that f is two spaces tall. Trace the letters.

